



Standard Benefits

- 3.25" wide all PVC frame with extended legs for easy interlocking, trimming and connecting
- Advanced multi-chamber fusion welded sash and frame for strength and tightness
- Outside silicone-glazed, 7/8" Intercept insulated glass units for rigidity, tightness and best thermal performance
- Handle as integral part of the sash profile
- Triple sealed sash members and triple sealed meeting rail for leak free performance
- Superior water drainage system that prevent air/water leakage
- Steel reinforcement in large-size windows to ensure strength and rigidity
- Easy-pull tilt latches provide practical "tilt in" operation to make cleaning windows fun instead of a chore

Options

- Low-e glass, Argon gas, for the ultimate in energy efficiency
- Super Spacer
- Wide variety of interior and exterior colors and finishes for a clean elegant look
- Metal reinforcement for added strength at the meeting rails
- Several grid styles and designs

Series 5200 / 6200 Double Hung Window

Our newest window lines, the 5200 / 6200 Series, are dependable, attractive, strong and durable, as well as energy efficient. The 5200 / 6200 window lines have undergone numerous thermal and structural testing, earning it the "Energy Star" seal of approval for performance. 5200 Series is ideal for replacement application while 6200 Series is perfect for both: new construction and replacement projects. Both series feature innovations like the rubber bulb seal weatherstripping as part of the bottom sash, a specially designed sloped sill for maximum drainage, and of course the PPG "warm edge" Intercept spacer system to maximize thermal efficiency and reduce air infiltration. You can count on performance of our windows to make both your home and wallets more comfortable.



6200 Series

Horizontal Slider Window

The engineering team has created a window series that features beauty, efficiency, strength and durability. Innovation, state of the art design tools and rigorous testing programs were the essence of the new window line. The 6200 Series window family, perfectly suitable for renovation and/or new construction, is born. 6200 Series slider windows are specially engineered for superior energy efficiency so that you can experience greater comfort in your home. These products feature the PPG "warm edge" Intercept spacer system and special weather stripping to maximize thermal efficiency and reduce the possibility of air infiltration. With 6200 Series slider windows, you will feel the difference, and enjoy lower energy bills.



Standard Features

- ❖ 3-1/4" width all PVC frame with extended legs for easy trimming and "easy connect" feature
- ❖ Advanced multi chamber fusion welded sash and frame for strength and tightness
- ❖ Outside silicone-glazed, 7/8" thick intercept insulated glass units for rigidity, tightness and best thermal performance
- ❖ Double sealed sash members and triple sealed meeting rail for leak free performance
- ❖ Easily removable sashes for cleaning
- ❖ Pull handles for easy gliding
- ❖ Metal rollers for smooth operations of even big sashes
- ❖ Powder coated zinc die cast cam locks and keepers for scratch and rust resistance
- ❖ Half screen with continuous extruded handle
- ❖ Superior drainage system with one-way flap to prevent air/water leakage
- ❖ Unique production ID system that allows for quick service and maintenance
- ❖ Connection reinforcement

Options

- ❖ 3-lite slider window
- ❖ C-mullions for easy joining and installation
- ❖ Nailing fins
- ❖ Steel reinforcement
- ❖ Many glazing options: Low-E, tinted, obscure, argon gas, grills
- ❖ Full screen
- ❖ Available external colors and interior finishes



VINYL REPLACEMENT WINDOWS



Casement 6200

FRAME

Heavy duty, fusion welded vinyl is strong and durable. Frame maintains integrity which results in reliable operation and a more air tight window. Virgin Vinyl will not, peel, flake or corrode, therefore never needs painting.
3 1/4" frame for easy adaptation to new construction applications

WEATHERSTRIPPING

Compression rubber seal on full sash perimeter for a weather tight seal. Two points of contact between the frame and sashes double the resistance of a single point of contact.

GLASS

1" insulated glass is energy efficient. Save on utility bills. Optional Low-E glass for ultimate year-round comfort and energy savings.

HARDWARE

Multi-point locking system aligns the sash and jamb. Up to four locking points on one side and up to three snubbers on the opposite side keep the frame and sash tight together to enhance performance and energy efficiency.
Folding operator handle eliminates interference with shades and blinds.

SCREEN

Color-coordinated, removable fiberglass mesh with aluminum frame for strength and appearance assures a tight fit to keep insects out. Easily removable from inside.

LIMITED LIFETIME WARRANTY

Series 6200 Casement Window

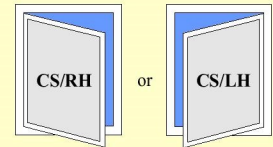
The features of Series 6200 Casement Window are endless, including heavy duty fusion welded vinyl construction, 1" insulated glass, double casement seal, a folding handle and Colonial exterior profile. The unique combination of features of the 6200 Series Window Line exemplify our innovative engineering and dedication to offering the highest quality possible to our customers.

Line includes Casement, Awning, Fixed, which can be mulled together in a variety of venting arrangements.

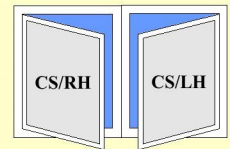
Examples of Venting Arrangements

Outside View

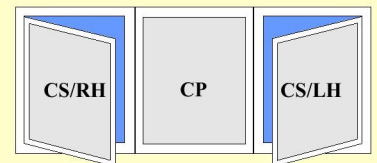
Single Vent Casement
Operable single vent units



Twin Vent Casement Unit
Both vents are operable



Triple Casement
Flanker vents operable, center vent stationary



(Four or Five Window Units Available)

Awnings


Perfect solution for small openings, like kitchen, baths and basements



Casement and Awning Hardware

Casement

Awning



VINYL REPLACEMENT WINDOWS



Standard Features

- **3-1/4" width all PVC frame with extended legs for easy trimming and "easy connect" groove**
- **Advanced multi chamber fusion welded sash and frame for strength and tightness**
- **Same as Double Hung or Slider modern design frame for same alignment**
- **Inside silicone-glazed, 7/8" thick intercept insulated glass units for rigidity, tightness and best thermal performance**
- **Superior drainage system with one-way flap to prevent air/water leakage**
- **Unique production ID system that allows for quick service and maintenance**

Options

- **PVC head expanders, C-mullions and sill adapters for easy joining and installation**
- **Nailing fins**
- **Many glazing options: Low-E, tinted, obscure, argon gas, grills**

6200 Series Picture Window

Provides beautiful panoramic view with maximum light while it and can be combined with other operable windows.

*

Perfect window for non-vented openings or multi-panel units.



6200 Series
Picture Window
matches with double hung

6200 Series
Casement Picture Window
matches with casement



6200 Series
Low Profile Casement
Picture Window
perfect for architectural windows

Series 6200

Bow / Bay Window

Three or more windows connected at an angle to make projected unit.

Perfect way to expand any room with view and light.

A bay or bow built with double hung or casement windows makes a classic statement by adding light and additional space to any room as well as a distinctive look to your home's exterior. Choose a custom color, woodgrain finish or unique grid design to achieve the ultimate enhancement of your home.

Flawless construction combined with the highest quality elements and careful attention to details creates a relaxing atmosphere in a pleasant environment.



Casement Bow Window



Double Hung Bay Window



Features and Benefits

- ❑ Fusion welded sash and frame to prevent leaks and air draft
- ❑ Multi weatherstripping to improve thermal efficiency
- ❑ Insulated glass with warm edge spacer technology to reduce heat losing
- ❑ Steel threaded rods for stable and solid structure
- ❑ 1-1/4" thick vinyl covered plywood in oak or birch finish for rigidity and leak proof performance
- ❑ High quality sealants for weathertight seal
- ❑ Exterior and interior vinyl trims tightness and nice finish

Options

- ❑ Low-e glass, Argon gas, for the ultimate in energy efficiency
- ❑ Super Spacer
- ❑ Wide variety of interior and exterior colors and finishes for a clean elegant look
- ❑ Metal reinforcement for added strength
- ❑ Several grid styles and designs
- ❑ Seat insulation and cable support

6200 Series

Sliding Patio Door



Advanced Window 6200 Series Sliding Patio Doors are great additions to any room. They provide large amounts of natural light, especially in areas with limited space. With the most modernly engineered design, our doors are weather resistant, strong, durable and secure. They are able to enhance the look of any estate with its functional and elegant look. When choosing our meticulously designed doors for your home, you'll feel confident in your choice, knowing that they will last you a lifetime. That's our promise to you.

Standard Features

- ❖ Fusion welded virgin vinyl profile
- ❖ Steel reinforced sashes
- ❖ Two-point locking system
- ❖ Key lock handle
- ❖ Two-position secondary foot lock
- ❖ Full-length interlock
- ❖ Tempered (safety) insulated glass
- ❖ Aluminum threshold
- ❖ Double tandem concealed adjustable sash rollers
- ❖ Lockable screen
- ❖ Matching transom and side-lite profiles
- ❖ Heavy duty steel reinforcement for patio door units



Optional Features

- ❖ Custom sizes
- ❖ Four-point locking system
- ❖ Variation of handle styles
- ❖ New construction nailing fins
- ❖ Many glazing options
- ❖ Triple pane glass
- ❖ Decorative grids
- ❖ Blinds in-between glass
- ❖ Wide variety of interior and exterior colors
- ❖ Assortment of "Art-wood" finishes